

Recurring State of Nevada Employees on Medicaid, SFY 2021 - SFY 2024

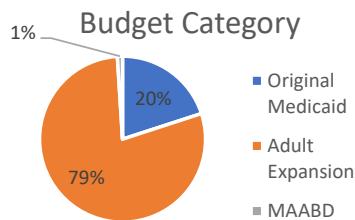
SFY 2023 and SFY 2024

889 Recurring State Employees on Medicaid

80% Female

20% Male

County	Percent
Carson City	12%
Clark	63%
Washoe	11%
Rest of State	14%



For Original Medicaid:

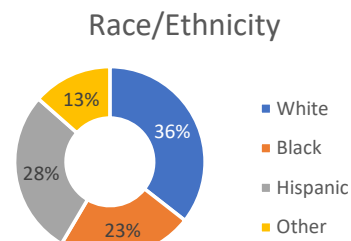
- 45% have children <5
- 65% have children 5-18
- 89% have children <19

For Adult Expansion:

- 21% have children <5
- 48% have children 5-18
- 56% have children <19

Age Distribution

Age Group (Years)	Percent
Less than 25	6%
25-34	37%
35-44	32%
45-54	17%
55+	8%



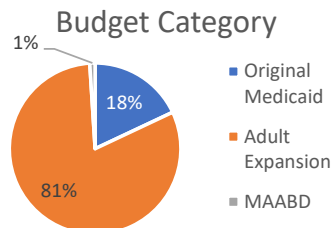
SFY 2022, SFY 2023 and SFY 2024

454 Recurring State Employees on Medicaid

81% Female

19% Male

County	Percent
Carson City	13%
Clark	66%
Washoe	8%
Rest of State	13%



For Original Medicaid:

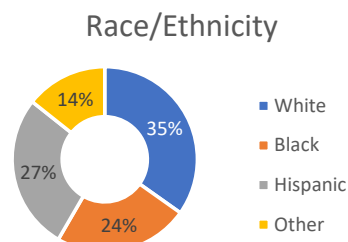
- 41% have children <5
- 69% have children 5-18
- 86% have children <19

For Adult Expansion:

- 22% have children <5
- 54% have children 5-18
- 61% have children <19

Age Distribution

Age Group (Years)	Percent
Less than 25	4%
25-34	36%
35-44	35%
45-54	17%
55+	8%



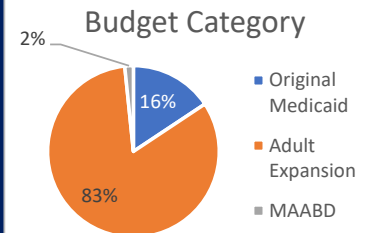
SFY 2021, SFY 2022, SFY 2023 & SFY 2024

185 Recurring State Employees on Medicaid

74% Female

26% Male

County	Percent
Carson City	12%
Clark	63%
Washoe	9%
Rest of State	16%



For Original Medicaid:

- 45% have children <5
- 72% have children 5-18
- 86% have children <19

For Adult Expansion:

- 24% have children <5
- 59% have children 5-18
- 67% have children <19

Age Distribution

Age Group (Years)	Percent
Less than 25	2%
25-34	34%
35-44	42%
45-54	18%
55+	4%

